

Square Body - Flush End Contact
1000V (IEC) 250–800A

Electrical Characteristics						Ordering Information			
Size	Rated Voltage	Rated Current RMS-Amps	I ² t (A ² s)		Watts Loss	-BKN/-Type K Indicator for Micro	-GKN/-Type K Indicator for Micro	Carton Qty.	Carton Weight (kg)
			Pre-arc	Clearing at Rated Voltage					
2	1000	250	6750	40000	65	170M5952	170M5922	3	2.5
	1000	315	13500	81500	75	170M5953	170M5923		
	1000	350	16500	99000	80	170M5954	170M5924		
	1000	400	26000	155000	85	170M5955	170M5925		
	1000	450	35500	210000	90	170M5956	170M5926		
	1000	500	49500	295000	95	170M5957	170M5927		
	1000	550	66000	390000	100	170M5958	170M5928		
	1000	630	93500	555000	110	170M5959	170M5929		
	1000	700	130000	770000	115	170M5960	170M5930		
	1000	800	195000	1200000	125	170M5961	170M5931		

1 kg = 2.2 lbs. 1 lb = 0.45 kg

- Interrupting rating 150kA (Estimated 300kA) RMS Symmetrical.
- Watts loss provided at rated current.
- Microswitch ordered separately.
- *Overall length is 90 mm, for all other fuses the overall length is 75 mm.

The only controlled copy of this BIF document is the electronic read-only version located on the Bussmann Network Drive. All other copies of this document are by definition uncontrolled. This bulletin is intended to clearly present comprehensive product data and provide technical information that will help the end user with design applications. Bussmann reserves the right, without notice, to change design or construction of any products and to discontinue or limit distribution of any products. Bussmann also reserves the right to change or update, without notice, any technical information contained in this bulletin. Once a product has been selected, it should be tested by the user in all possible applications.

Square Body - Flush End Contact
1000V (IEC) 250–800A

Electrical Characteristics

Total clearing I²t

The total clearing I²t at rated voltage and at power factor of 15% are given in the electrical characteristics. For other voltages, the clearing I²t is found by multiplying by correction factor, K, given as a function of applied working voltage, E_g, (RMS).

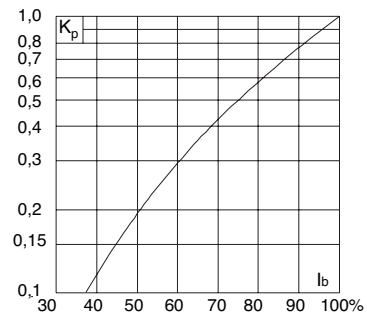
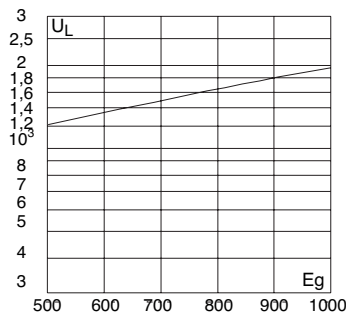
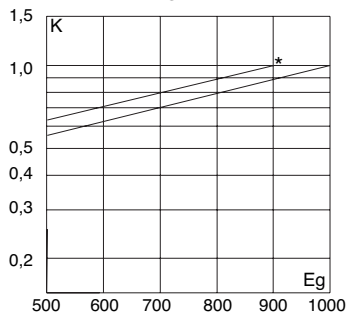
Arc Voltage

This curve gives the peak arc voltage, U_L, which may appear across the fuse during its operation as a function of the applied working voltage E_g, (RMS) at a power factor of 15%.

Power Losses

Watts loss at rated current is given in the electrical characteristics. The curve allows the calculation of the power losses at load currents lower than the rated current. The correction factor, K_p, is given as a function of the RMS load current, I_b, in % of the rated current.

*Rated voltage 900V



Dimensions

Flush End Contact Type –BKN/- and –GKN/-

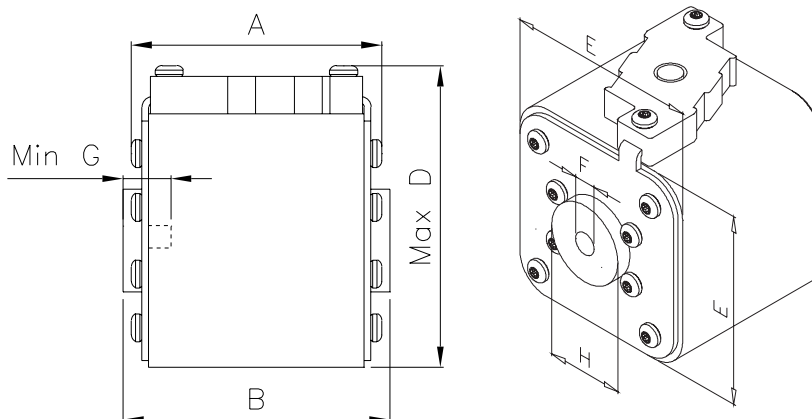
Size	A	B	Max D	E	F	F [§]	Min G	H
1*BKN/75+GKN/75	72.5	74	61	43	M8	5/16" – 18 UNC-2B	5	ø17.5
1BKN/75+GKN/75	73.2	74	69	52	M8	5/16" – 18 UNC-2B	8	ø20
2BKN/75+GKN/75	73.2	74.4	77	59	M10	3/8" – 16 UNC-2B	10	ø24
3BKN/75+GKN/75	73.3	75.4	92	74	M12	1/2" – 13 UNC-2B	10	ø30

Size	A	B	Max D	E	F	F [§]	Min G	H
3BKN/90+GKN/90	80.3	91.4	92	74	M12	1/2" – 13 UNC-2B	10	ø30

§ Valid for fuses type –GKN/-

Dimensions in mm

1 mm = 0.0394" 1" = 25.4 mm





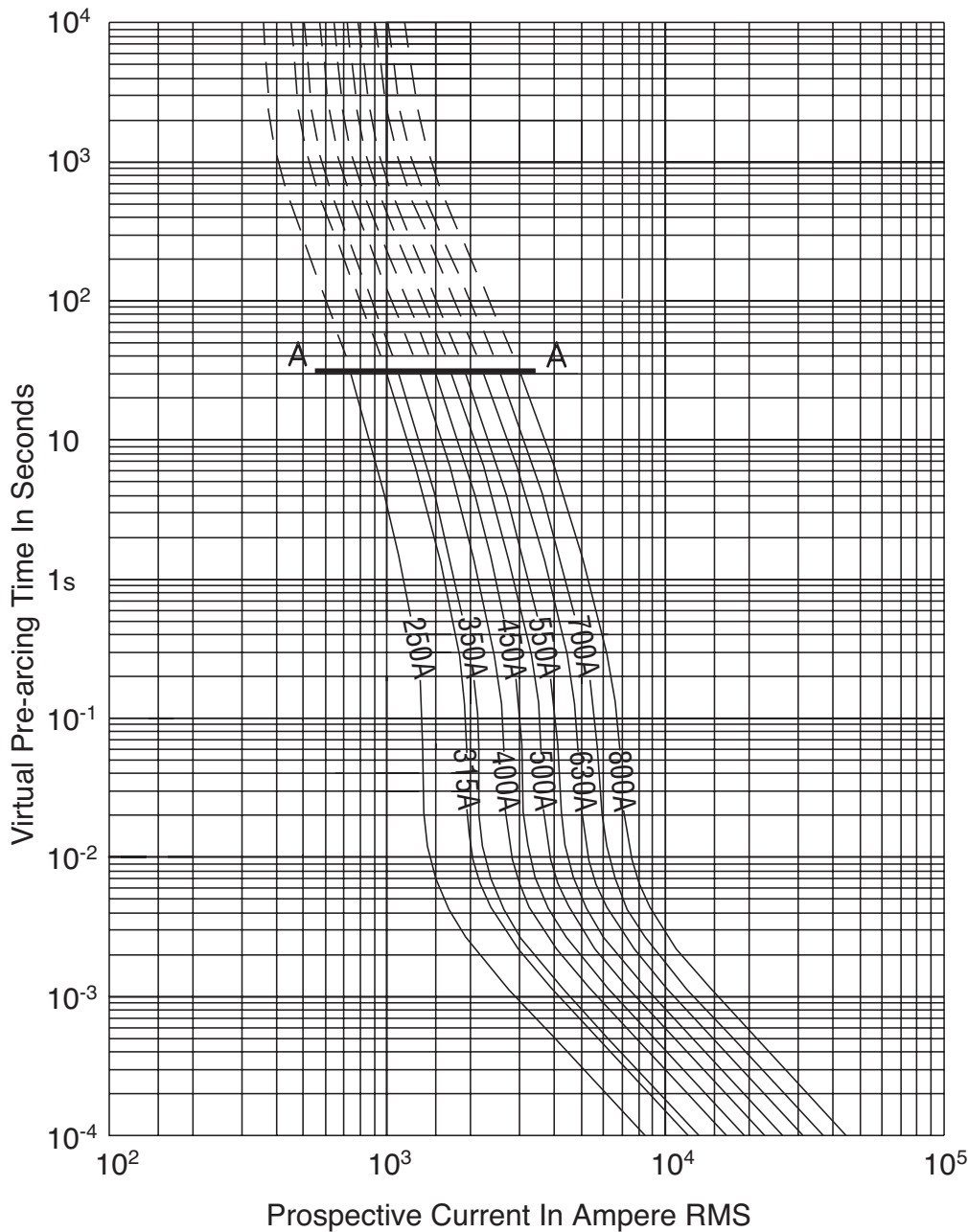
Bussmann

Semiconductor Fuse 250-800A, 1000 Volts

BIF Document
720079

Size

2



The partial dotted curves are for fuses designed to give part range protection (aR protection). Loading or operation above the curve indicated at A on the curves must in general be avoided. Please see technical guidance 170K... for further information. Curves that are not dotted are for fuses designed to give full range protection.

Pre-Arcing Time-Current Characteristic Curves

TYPOWER ZILOX

Approved: **PK**

Page **3 of 4**

Rev. Date: **FEB-99**

Pub. Date: **NOV-94**

COOPER Bussmann
2-25-02 SB01407

BUSSMANN
P.O. Box 14460
St. Louis, MO 63178-4460
U.S.A.
Phone: 636-394-2877
Fax: 800-544-2570
Int'l Fax: 636-527-1413

BUSSMANN U.K.
Burton-on-the-Wolds
Leicestershire LE12 5TH
England
Phone: 44-1509-882737
Fax: 44-1509-882786

BUSSMANN DENMARK
5 Literbuen
DK-2740 Skovlunde
Copenhagen, Denmark
Phone: 45-4485-0900
Fax: 45-4485-0901

Bussmann reserves the right without notice to change design and/or discontinue distribution of this product.



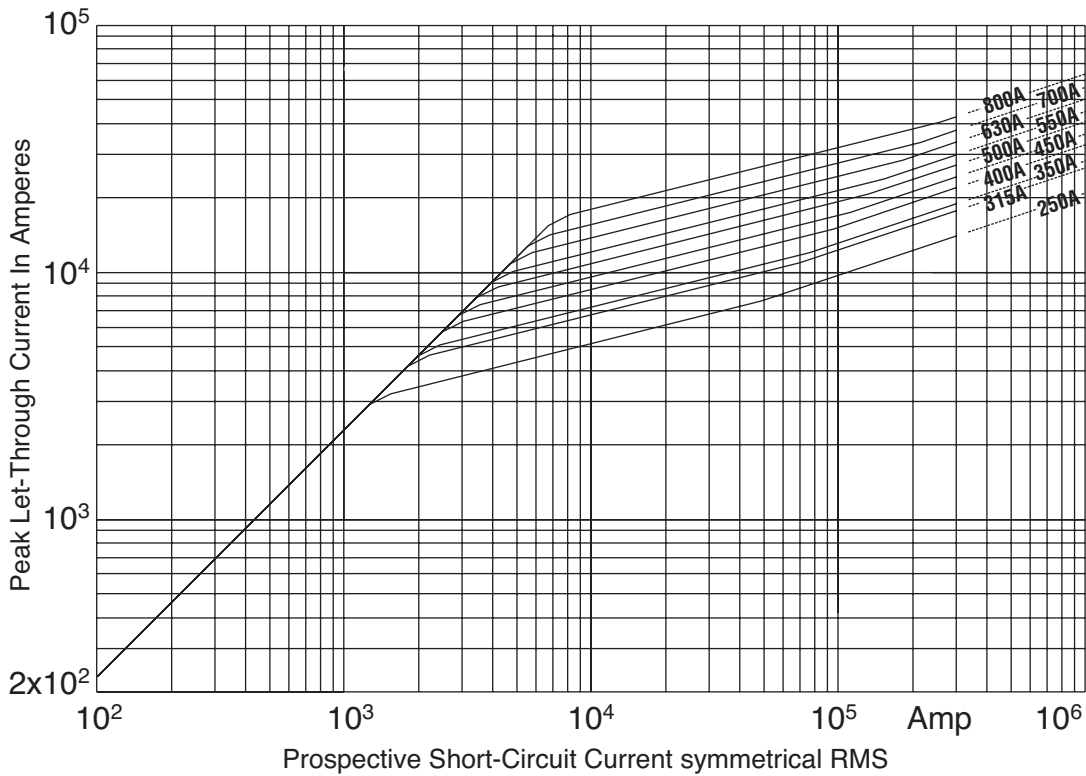
Bussmann

Semiconductor Fuse 250-800A, 1000 Volts

BIF Document
720079

Size

2



Peak Let-Through Cut-Off Current Characteristic Curves
TYPOWER ZILOX

Approved: **PK**
Rev. Date: **OCT-94**

Page **4 of 4**
Pub. Date: **NOV-94**